


ARE YOU PREPARED FOR THE NEXT ACTIVE SHOOTER INCIDENT?



RUN



HIDE



FIGHT!

ARE YOU PREPARED FOR AN ACTIVE SHOOTER INCIDENT?



Charles Darwin once wrote that Humans, as a species, had two different reactions to trouble that competed with one another. The first is self-preservation and the second is altruism (a belief in or practice of disinterested and selfless concern for the well-being of others.) It's probably something you have read about online or seen on TV, someone walked into a building with a gun and a problem, and started shooting. People, sometimes children, are killed or wounded and life changes forever, but it always seems so distant and after the initial shock of the incident you returned to daily

life. You think "it's nothing that would happen to me," until it does.

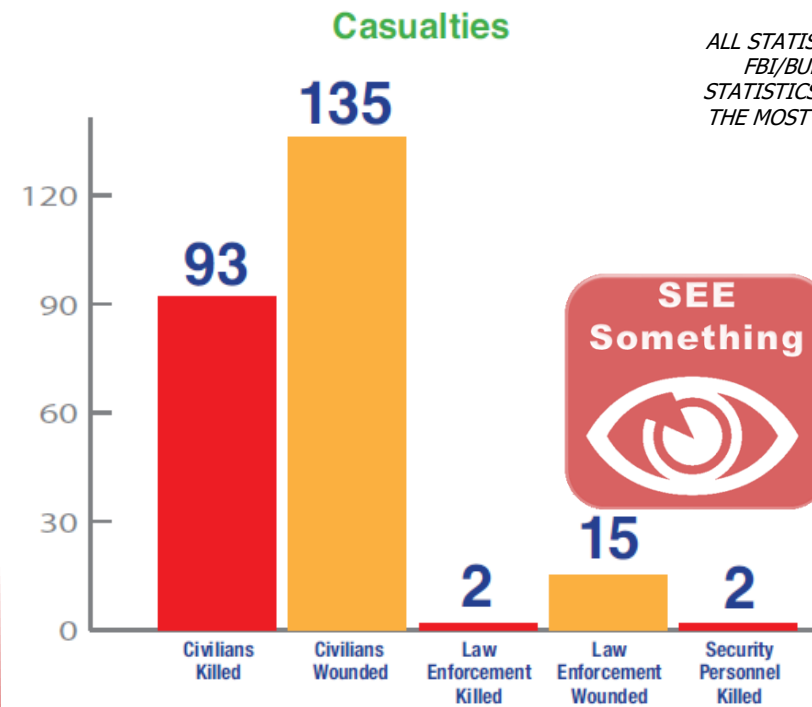
An unfortunate part of daily life these days is that around every 3-4 weeks, an active shooting incident occurs in the United States. Knowing how to react if you are involved in an active shooting incident can be the literal difference between life and death. The generally accepted response to these types of incidents is **RUN, HIDE, FIGHT.**

It is almost ingrained in the American psyche to help those in need. In any crisis, donations funnel into any given community to assist those affected. Americans in large part want and need to help in troubled times. But what if helping can result in injury or even death? Ultimately, self-preservation will help to carry you through any number of situations but you must be prepared.

If confronted with an active shooting incident, what will you do?



ALL STATISTICS DERIVED FROM
FBI/BUREAU OF JUSTICE
STATISTICS FIGURES FOR 2019,
THE MOST CURRENT AVAILABLE



ARE YOU PREPARED FOR AN ACTIVE SHOOTER INCIDENT?

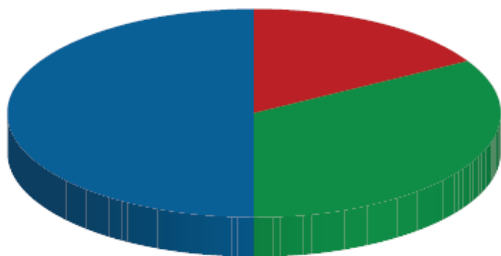


RUN/ESCAPE
IF POSSIBLE

In the unlikely event of an active shooting incident, removing yourself from the area is the best way to avoid death or serious injury. Have you ever thought how you would evacuate your workspace in the event of an incident? Taking time to prepare can mean the difference between life and death. If an incident occurs in your building, **RUN**. Take time to observe what's happening around you and listen. Run away from the gunfire and inform who you can about what's happening. Know where the exits to the building are. If you encounter injured people, remember you could injure them more by moving them. Police Officer and Deputy Sheriffs are trained to move past injured people and find the suspect. Although it is your decision, it is highly suggested that you leave the building and inform first responders of the situation when safe. Trying to drag or carry severely injured people to safety could slow your escape or complicate their injuries. If the events in Las Vegas in September 2017 have taught us something, it's that distance and cover save lives, so go as far away from the building as possible and hide (both top and front) behind something hard. If you encounter law enforcement, remember not to grab or run directly to them. Keep your hands up and let them know you're a County employee and describe what's occurred.

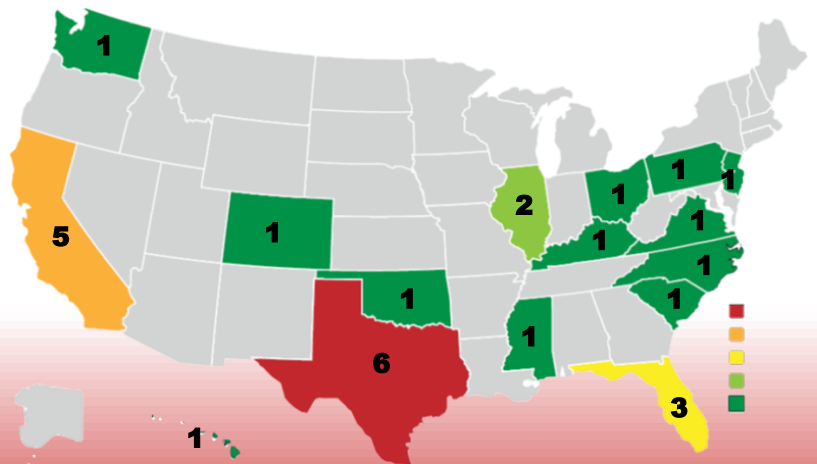
Incident Resolutions

- 5 Committed Suicide
- 10 Killed
- 15 Apprehended



Follow their orders.

ACTIVE SHOOTER INCIDENTS BY STATE IN 2019



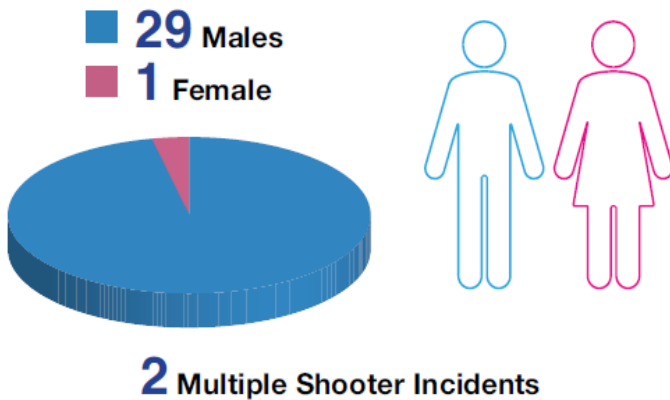
ARE YOU PREPARED FOR AN ACTIVE SHOOTER INCIDENT?

Have you ever thought about what would happen if the events overtook you, and you were unable to run? Many County buildings have large rooms with multiple workspaces that make it hard to hear what's happening around you, or maybe you have an office that is well insulated to outside sounds. Either way, you must be prepared in the event you are unable to escape. If you can't run, **HIDE**. Knowing which room can be defended and secured is an important part of preparing for the unthinkable. Some of the questions you should ask yourself are: Does my door open inward or outward? Outward opening doors can't be barricaded from the inside. Does my office have a device that can be used to secure a door? What items can be moved to block a door? Knowing how to secure a door can be the difference in surviving. Remember to- keep quiet, turn off the ringer of your mobile device, turn off the lights, don't hide in plain sight, and most importantly...

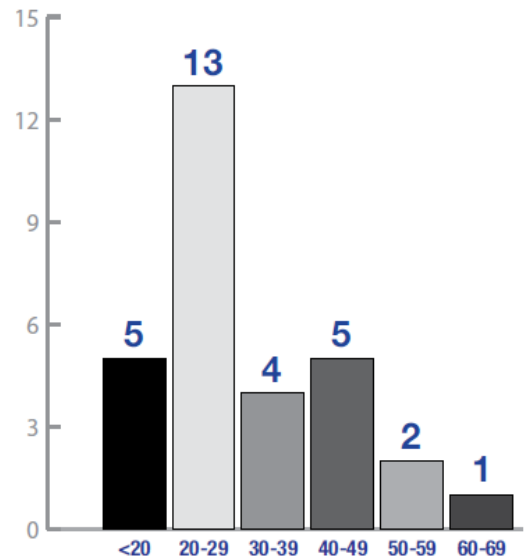


ONLY OPEN THE DOOR FOR LAW ENFORCEMENT

Shooter by Gender



Shooter by Age Group



ARE YOU PREPARED FOR AN ACTIVE SHOOTER INCIDENT?



FIGHT
ONLY AS A
LAST RESORT

This is the hard one. Most people are not inclined to be physically aggressive toward another, so the thought of getting into a fight, let alone potentially causing serious injury to someone is hard to swallow. With that being said, it ultimately comes down to this- you (or you and those you're with) or the shooter. If you are cornered and unable to escape, what will you do? It's a question you should take seriously. As stated above, self-preservation is a strong desire and can help you accomplish even the most unsavory of tasks. If forced into defending yourself, fight with all your heart. Do whatever you must to make it out alive, including incapacitating the shooter. Heavy objects make adequate self-defense tools. Using "Team Takedown" techniques where several people attempt to physically assault/restrain the shooter is also an option, but do whatever you must to stop the shooter AND survive the incident.

BUT WHATEVER YOU DO, FOLLOW THROUGH TO THE END BECAUSE YOUR LIFE MIGHT DEPEND ON IT!

Note: Every incident presents its own unique circumstances and challenges, and therefore there is no right or (generally) wrong response to surviving a critical incident such as an active shooter. In all cases, employees should keep calm evaluate what's happening around them and respond in the safest way they can.

SEE
Something



HEAR
Something



SAY
Something



Incidents by Location Type



Commerce: 12



Education: 3



Government: 4



Open Space: 5



Residence: 0



House of
Worship: 2



Health Care: 2



Other: 0

ACTIVE SHOOTER RESPONSE

LEARN HOW TO SURVIVE A SHOOTING EVENT



RUN



HIDE



FIGHT

CALL 911 ONLY WHEN IT'S SAFE TO DO SO



RUN



HAVE AN ESCAPE PLAN



EVACUATE



LEAVE YOUR BELONGINGS



HELP OTHERS
IF POSSIBLE



DO NOT MOVE
WOUNDED PEOPLE



HIDE



BE OUT FROM
SHOOTER'S VIEW



LOCK DOORS
AND BLOCK THEM WITH FURNITURE



KEEP YOUR OPTIONS
FOR MOVEMENT



SILENCE PHONE



BE QUIET



FIGHT



ACT AGGRESSIVELY



INCAPACITATE
THE ACTIVE SHOOTER



THROW OBJECTS



YELL AND CALL FOR HELP

**FIGHT ONLY
AS A LAST RESORT**

BE PREPARED



CALL 911



CALL 911
WHEN YOU ARE SAFE



GIVE INFORMATIONS
TO THE OPERATOR

WHEN LAW ENFORCEMENT ARRIVES



FOLLOW THE INSTRUCTIONS
OF POLICE OFFICERS



DROP ANY OBJECT



KEEP HANDS VISIBLE